









# Shine Shipping Limited Ocean Container Specification

Standard Containers	Door Opening	Interior Length	Interior Width	Interior Height	Weight Capacity	Use
 <b>20' Box</b>	W: 7'8" 2.34m H: 7'6" 2.28m	19'4" 5.89m	7'8" 2.34m	7'10" 2.38m	Tare Weight: 4,916 lbs 2,229 kg. Cubic Capacity: 1,158 cu. ft. 32.80 cbm Payload: 47,999 lbs 21,727 kg.	General goods
 <b>40' Box</b>	W: 7'8" 2.34m H: 7'6" 2.28m	39'5" 12.01m	7'8" 2.34m	7'10" 2.38m	Tare Weight: 8,160 lbs 3,701 kg. Cubic Capacity: 2,362 cu. ft. 66.89 cbm Payload: 59,040 lbs 26,780 kg.	General goods
 <b>40' High Cube</b>	W: 7'8" 2.34m H: 8'5" 2.56m	39'5" 12.01m	7'8" 2.34m	8'10" 2.69m	Tare Weight: 8,750 lbs 3,968 kg. Cubic Capacity: 2,670 cu. ft. 75.60 cbm Payload: 58,450 lbs 26,512 kg.	General goods
 <b>45' High Cube</b>	W: 7'8" 2.34m H: 8'5" 2.56m	44'6" 13.58m	7'8" 2.34m	8'10" 2.69m	Tare Weight: 9,061 lbs 4,110 kg. Cubic Capacity: 3,019 cu. ft. 85.48 cbm Payload: 62,589 lbs 28,390 kg.	Voluminous and light cargo
Reefer Containers	Door Opening	Interior Length	Interior Width	Interior Height	Weight Capacity	Use
 <b>20' Reefer</b>	W: 7'5" 2.26m H: 7'3" 2.20m	17'8" 5.38m	7'5" 2.26m	7'5" 2.26m	Tare Weight: 7,040 lbs 3,193 kg. Cubic Capacity: 970 cu. ft. 27.48 cbm Payload: 45,760 lbs 20,756 kg.	Goods requiring a constant temperature above/below freezing point; controlled fresh air supply
 <b>40' Reefer</b>	W: 7'5" 2.26m H: 7'3" 2.20m	37'11" 11.56m	7'5" 2.26m	7'5" 2.26m	Tare Weight: 10,780 lbs 4,889 kg. Cubic Capacity: 2,085 cu. ft. 59.04 cbm Payload: 56,276 lbs 25,526 kg.	Goods requiring a constant temperature above/below freezing point; controlled fresh air supply
 <b>40' Reefer High Cube</b>	W: 7'5" 2.26m H: 8'2" 2.50m	37'11" 11.56m	7'5" 2.26m	8'2" 2.49m	Tare Weight: 9,524 lbs 4,320 kg. Cubic Capacity: 2,297 cu. ft. 65.05 cbm Payload: 62,126 lbs 28,180 kg.	Goods requiring a constant temperature above/below freezing point; controlled fresh air supply

Metric	US Conversions	Metric	US Conversions	US	Metric Conversions	US	Metric Conversions
1 cm	0.3937 inches	1,000 kg	1.102 short tons	1 inch	2.54 cm	1 short ton	908 kg
1 m	3.281 feet	1 cm <sup>2</sup>	0.061 cu-inches	1 foot	0.305 m	1 cu-inch	16.3873 cm <sup>2</sup>
1 m	1.094 yards	1 m <sup>2</sup>	35.3134 cu-feet	1 yard	0.914 m	1 cu-foot	0.0283 m <sup>2</sup>
1 g	0.0353 ounces	1 m <sup>2</sup>	1.3079 cu-yards	1 ounce	28.35 g	1 cu-yard	0.765 m <sup>2</sup>
1 kg	2.205 pounds	1 km	0.621373 miles	1 pound	0.4536 kg	1 mile	1.60934 km

# Shine Shipping Limited Ocean Container Specification

Specialized Containers	Door Opening	Interior Length	Interior Width	Interior Height	Weight Capacity	Use
 <b>20' Open Top</b>	Removable Door Header	19'4" 5.89m	7'7" 2.31m	7'8" 2.34m	Tare Weight: 5,280 lbs 2,394 kg. Cubic Capacity: 1,124 cu. ft. 31.84 cbm Payload: 47,620 lbs 21,600 kg.	Overheight goods, loading from above/side possible
 <b>40' Open Top</b>	Removable Door Header	39'5" 12.01m	7'7" 2.31m	7'8" 2.34m	Tare Weight: 8,490 lbs 3,850 kg. Cubic Capacity: 2,293 cu. ft. 64.92 cbm Payload: 58,710 lbs 26,630 kg.	Overheight goods, loading from above/side possible
 <b>20' Flat Rack</b>		18'5" 5.61m	7'3" 2.20m	7'4" 2.23m	Tare Weight: 5,578 lbs 2,530 kg. Payload: 47,333 lbs 21,469 kg.	Heavy and extra-wide goods
 <b>40' Flat Rack</b>		39'7" 12.06m	7'3" 2.20m	7'4" 2.23m	Tare Weight: 12,081 lbs 5,479 kg. Payload: 85,800 lbs 38,918 kg.	Heavy and extra-wide goods
 <b>40' Collapsible Flat Rack</b>		39'7" 12.06m	7'3" 2.20m	7'4" 2.23m	Tare Weight: 12,783 lbs 5,798 kg. Payload: 66,397 lbs 30,117 kg.	Heavy and extra-wide goods
 <b>20'/40' Platform</b>		19'11" 6.07m  40' 12.19m	8'0" 2.43m  8' 2.43m		Tare Weight: 12,783 lbs 5,798 kg. Payload: 66,397 lbs 30,117 kg.  Tare Weight: 12,783 lbs 5,798 kg. Payload: 66,397 lbs 30,117 kg.	Heavy and extra-wide goods
 <b>20' Ventilated</b>	W: 7'6" 2.29m H: 7'5" 2.28m	19'7" 5.94m	7'3" 2.21m	7'9" 2.38m	Payload: 48,215 lbs 21,870 kg.	For goods requiring ventilation
 <b>20' Bulk</b>	W: 7'8" 2.34m H: 7'5" 2.27m	19'4" 5.89m	7'9" 2.36m	7'8" 2.35m	Tare Weight: 5,622 lbs 2,550 kg. Cubic Capacity: 1,151 cu. ft. 32.6 cbm Payload: 47,289 lbs 21,450 kg.	For dry bulk goods

Dimensions referenced represent common internal & external dimensions and may vary depending upon the carrier and equipment availability. Please view correspondence Ocean Carrier website you prefer to move in order to verify specification equipment size before booking your shipment.

# Shine Shipping Limited Ocean Container Specification

## A Note on Container Dimensions:

The below figures were calculated by using the 85% rule, which is standard industry practice. By using the actual figures listed above for example, a 20' shows a total capacity of 33.1 CBM. In order to fit 33.1 CBM in a 20', you need to be shipping water to be able to get this capacity. Thus, the below figures represent the best known industry average and are a good indication. There may be a deviation of 1-2 CBM up/down from the average listed.

Container Size	Max Volume Cu/Ft	Max Volume CBM
45'	2595	72
40' H	2305	63
40' GP	2040	56
20' GP	995	28



For more information, visit us at [www.shineshipping.com](http://www.shineshipping.com).

Effective date: 16/09